



Manual

v5.0.1

Overview

☰ EASY SCORE Logged in as sbsf [Logout](#) [Member's home](#)

Welcome sbsf

In order to get started, you need to

1. create leagues or a tournament ✓ (you have 47 leagues available)
2. create rounds ✓ (you have 142 rounds available)
3. create teams ✓ (you have 498 teams available)
4. create players ✓ or import players (you have 5380 players available)

and then create a game

- [Your games](#)
- [Your leagues and tournaments](#)
- [Your rounds](#)
- [Your teams](#)
- [Your players](#)
- [Your lineups](#)
- [Stats](#)
- [Account settings and options](#)

Read the [Manual](#) to get help.

©2026 EasyScore Inc. v5.0.0 Home [Contact](#) [Web services](#) [Manual](#) [Privacy Policy](#) [Terms of Service](#)

On the overview page (or “Member home”), you can reach every page of EasyScore. It also gives you a quick overview whether you have met all criteria to start scoring a game (marked by a green checkmark ✓ next to the link).

Leagues

Before you can start scoring a game, you must create a league or tournament that will hold all the games:

The screenshot displays the 'Your Leagues' interface. At the top, there is a navigation bar with the 'EASY SCORE' logo and user information: 'Logged in as sbsf' with 'Logout' and 'Member's home' buttons. Below the navigation bar, the section is titled 'Your Leagues'. On the left, there is a '+ ADD LEAGUE' button. On the right, there is a search bar labeled 'Search...'. The main content is a table with the following columns: ID, League (with an upward arrow), Country, TestLeague?, and two columns for edit and delete actions. The table contains 7 rows of data:

ID	League ↑	Country	TestLeague?		
9212	1. Baseball-Bundesliga 2019	Germany	×		
9929	1. Baseball-Bundesliga 2021	Germany	×		
9930	1. Baseball-Bundesliga 2022	Germany	×		
9931	1. Baseball-Bundesliga 2023	Germany	×		
9918	1. Baseball-Bundesliga 2024	Germany	×		
84	1.Liga Baseball	Switzerland	×		
9947	1.Liga Baseball 2024	Switzerland	×		

At the bottom right of the table, there is a 'Rows per page: 50' dropdown and '1-47 of 47' with navigation arrows. The footer contains the copyright notice '©2026 EasyScore Inc. v5.0.0' and navigation links: 'Home', 'Contact', 'Web services', 'Manual', 'Privacy Policy', and 'Terms of Service'.

You can filter the list by entering your search criteria in the field in the top right.

Add a new league or tournament by clicking "ADD LEAGUE".

Stats from leagues marked as TestLeague will not show up in a player's career [statistics](#).

Rounds

Define the rounds that are played in every league:

The screenshot shows the 'Your Rounds' management page in the EasyScore application. At the top, there is a navigation bar with the EasyScore logo, a user login status 'Logged in as sbsf', and buttons for 'Logout' and 'Member's home'. Below the navigation bar, the page title 'Your Rounds' is displayed. A '+ ADD ROUND' button is located in the top left of the main content area, and a search bar with the placeholder 'Search...' is in the top right. The main content area contains a table with the following columns: 'ID', 'Round ↑', and 'League'. The table lists several rounds, each with an edit icon (pencil) and a delete icon (trash can). At the bottom of the table, there is a pagination control showing 'Rows per page: 50' and '1-50 of 142'. The footer of the page contains the copyright notice '©2026 EasyScore Inc. v5.0.0' and a set of navigation links: 'Home', 'Contact', 'Web services', 'Manual', 'Privacy Policy', and 'Terms of Service'.

ID	Round ↑	League		
10361	1. Baseball-Bundesliga Nord 2019	1. Baseball-Bundesliga 2019		
10848	1. Baseball-Bundesliga Nord 2021	1. Baseball-Bundesliga 2021		
10852	1. Baseball-Bundesliga Nord 2022	1. Baseball-Bundesliga 2022		
10857	1. Baseball-Bundesliga Nord 2023	1. Baseball-Bundesliga 2023		
10840	1. Baseball-Bundesliga Nord 2024	1. Baseball-Bundesliga 2024		
10851	1. Baseball-Bundesliga Platzierungsru...	1. Baseball-Bundesliga 2021		
10839	1. Baseball-Bundesliga Play-downs N...	1. Baseball-Bundesliga 2019		

You can filter the list by entering your search criteria in the field in the top right.

Add a new round by clicking "ADD ROUND".

All the leagues that have been entered on the [Leagues screen](#) can be selected from the League dropdown.

Teams

Create teams that will play in your leagues or tournaments:

The screenshot shows the 'Your Teams' page in the EasyScore application. At the top, there is a navigation bar with the EasyScore logo, a user login status 'Logged in as sbsf', and links for 'Logout' and 'Member's home'. Below the navigation bar, the page title 'Your Teams' is displayed. A '+ ADD TEAM' button is located in the top left of the table area, and a search bar with the placeholder 'Search...' is in the top right. The main content is a table with the following columns: ID, Team (with an upward arrow), Abbr, League, Logo, and two columns for edit and delete actions. The table contains seven rows of team data. At the bottom right of the table, there is a pagination control showing 'Rows per page: 50' and '1-50 of 498'. The footer of the page includes the copyright notice '©2026 EasyScore Inc. v5.0.0' and a set of navigation links: Home, Contact, Web services, Manual, Privacy Policy, and Terms of Service.

ID	Team ↑	Abbr	League	Logo		
1332	8th Team	SEL	6th International U15 Tourna...			
12154	All Stars	ALL	Swiss Alpine Cup 9			
12410	Angels Trnava	Trnava	TESTING			
11755	Arizona Diamondbacks	ARI	TESTING			
11798	Atlanta Braves	ATL	TESTING			
12406	Atomic Monsters	AB	TESTING			
724	Austrian National Team	AUT	Swiss Alpine Cup			

You can filter the list by entering your search criteria in the field in the top right.

Add a new team by clicking "ADD TEAM".

All the leagues that have been entered on the [Leagues screen](#) can be selected from the League dropdown.

Players

☰ EASY SCORE
Logged in as sbsf [Logout](#) [Member's home](#)

Your Players

+ ADD PLAYER
🔍 Search...

ID	Lastname ↑	Name	Uni	Lic	Country	Date of Birth	Sex	Pic	Bats	Th...	Team	
8219	Abalo Estevez	Oscar	23	01 3 0062...	Spain	24.12.1998	m		S	R		
34003	Abbondanzieri	Livio	11	01 2 0084...	Switzerland	1.8.2010	m		L	R		
31211	Abel	F	29	38568	Switzerland	Invalid Date	m					
3427	Aberer	Raphael	12	01 11 005...	Switzerland	10.10.1993	m					
44108	Abey	Achile	2	10856					R	R	SG Lausanne Indian...	
3428	Abousbaa	Alexander	71	01 0003 0...	Switzerland	31.7.1996	m		R	R		
8297	Abplanalp	Andreas		01 6 0062...	Switzerland	15.5.1987	m					

Rows per page: 50 ▾ 1-50 of 5380 < >

©2026 EasyScore Inc. v5.0.0

[Home](#) [Contact](#) [Web services](#) [Manual](#) [Privacy Policy](#) [Terms of Service](#)

You can filter the list by entering your search criteria in the field in the top right.

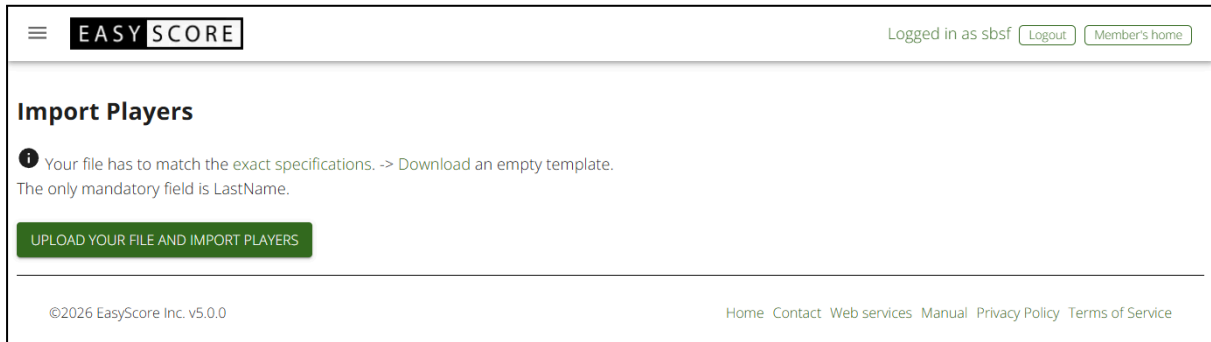
Add a new player by clicking "ADD PLAYER".

The player's last name is the only mandatory field, but you can also record additional attributes like batting hand, throwing hand, license number, uniform number and a link to the player's profile picture.

Recording the batting and throwing hand will give you additional filtering possibilities in the [statistics section](#).

Import players from file

You can import players from an Excel-generated .csv-file by clicking on “Import from file” in the lefthand navigation under Players:



The screenshot shows the 'Import Players' page in the EasyScore system. At the top, there is a navigation bar with the EasyScore logo on the left and 'Logged in as sbsf' with 'Logout' and 'Member's home' buttons on the right. Below the navigation bar, the page title 'Import Players' is displayed. A message with an information icon states: 'Your file has to match the exact specifications. -> Download an empty template. The only mandatory field is LastName.' Below this message is a green button labeled 'UPLOAD YOUR FILE AND IMPORT PLAYERS'. At the bottom of the page, there is a footer with the copyright notice '©2026 EasyScore Inc. v5.0.0' and a list of links: 'Home', 'Contact', 'Web services', 'Manual', 'Privacy Policy', and 'Terms of Service'.

Before importing players, make sure of the following:

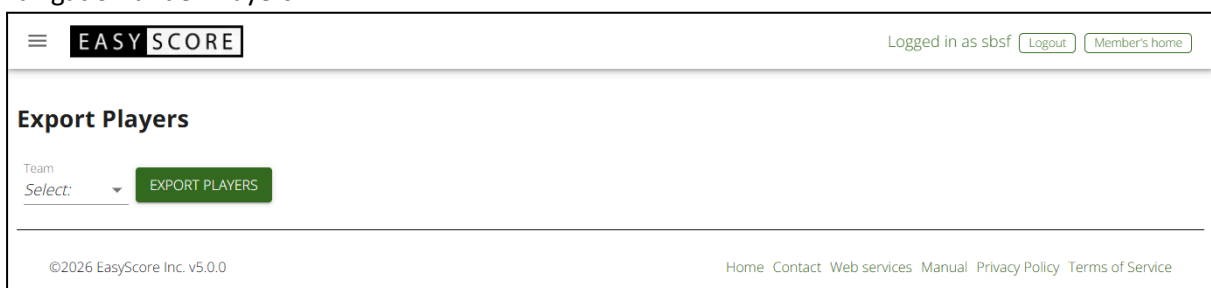
1. The column names of your export file must be named the following:
 - LastName
 - Name
 - LicenceNr
 - Nationality
 - PlaceOfBirth
 - DateOfBirth
 - Sex
 - Team
 - UniformNr
 - PlayerPic
 - Bats
 - Throws

If one of these columns is missing or misspelled, the import will fail.

2. The only mandatory field is LastName.
3. Save your list of players in a comma delimited format (.csv)

Export players

You can export your players by team as a csv file by clicking on “Export players” in the lefthand navigation under Players:



The screenshot shows the 'Export Players' page in the EasyScore system. At the top, there is a navigation bar with the EasyScore logo on the left and 'Logged in as sbsf' with 'Logout' and 'Member's home' buttons on the right. Below the navigation bar, the page title 'Export Players' is displayed. Underneath, there is a 'Team' dropdown menu with the text 'Select:' and a green button labeled 'EXPORT PLAYERS'. At the bottom of the page, there is a footer with the copyright notice '©2026 EasyScore Inc. v5.0.0' and a list of links: 'Home', 'Contact', 'Web services', 'Manual', 'Privacy Policy', and 'Terms of Service'.

Select the team from the dropdown for which you want to export the list.

Lineups

After creating your leagues, rounds, teams, games and players, the final step before scoring your game is to enter the starting lineups. Insert only the **starting** players:

Starting Lineups

Year: 2021 | League: TESTING | Round: Regular s... | Game: Test1 (Tor...)

Let EasyScore AI make a lineup proposal

Toronto Blue Jays

Spot	Player	Uni #	Pos
1	Abousbaa Alexandre...	71	RF
2	Albrecht Bruno (01 ...	49	DH
3	Adamas Eduard	13	3B
4	Aebi Dominik	3	1B
5	Acosta Michael Keit...	55	CF
6	Adell Jo	7	2B
7	Aizpurua Victor	47	LF
8	Amado Tabilis		C
9	Ambrosini Florian		SS
10	Abalo Estevez Oscar...	23	P

↔ SWAP

New York Yankees

Spot	Player	Uni #	Pos
1	Semien Marcus	10	LF
2	Biggerstaff Christina...		RF
3	Bickel Moritz (01 24 ...		2B
4	Hernandez Javier	57	3B
5	Allen Cody	9	1B
6	Gurriel Yuli	10	DH
7	Abalo Estevez Oscar...	23	C
8	Abel F (38568)	29	SS
9	Aberer Raphael (01 ...	12	CF
10	COSTELLO Jack	24	P

SAVE

GO TO GAME TEST1'S SCORESHEET


LOAD A PREVIOUSLY SAVED LINEUP

LOAD A LINEUP FROM ANOTHER GAME

SAVE LINEUPS FOR REUSE

DELETE A SAVED LINEUP

The text field in the column “Uni #” can be used to enter uniform numbers for players that do not have one assigned yet. The field is filled out after choosing a player from the dropdown which you can overwrite. The new uniform number will be saved upon clicking on “SAVE”.

You can filter the Player dropdown by clicking on the filter icons  next to the team names.

NOTE: This only works if players are assigned to the respective team.

Upon saving, EasyScore will check if every defensive position is set, no duplicate players are entered, the DH is used correctly and if a starting pitcher exists.

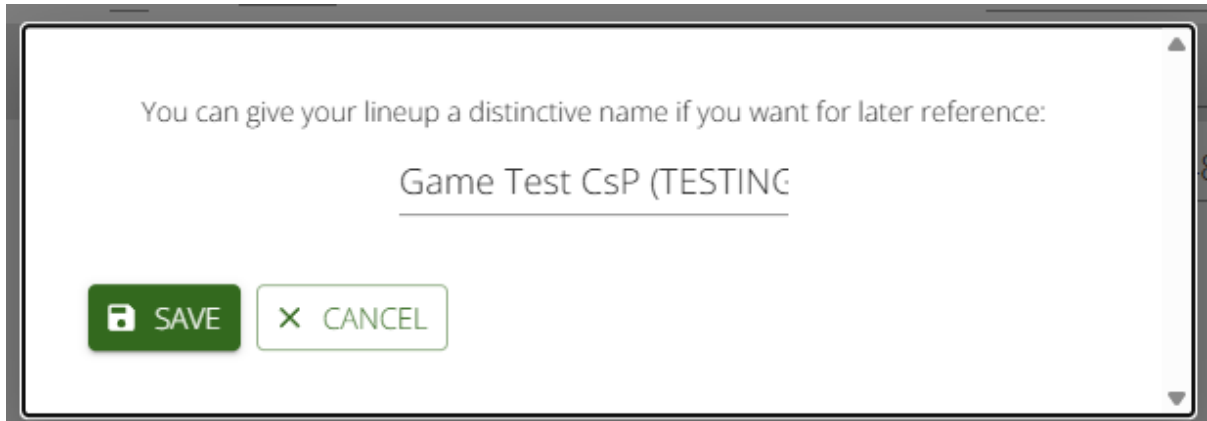
In case you mixed up away and home lineups, you can use the “SWAP” button to swap lineups:

This will swap the lineups from Away to Home and vice versa and works only if both teams already have a saved lineup.

Swap only players, leave Home/Away teams as they are

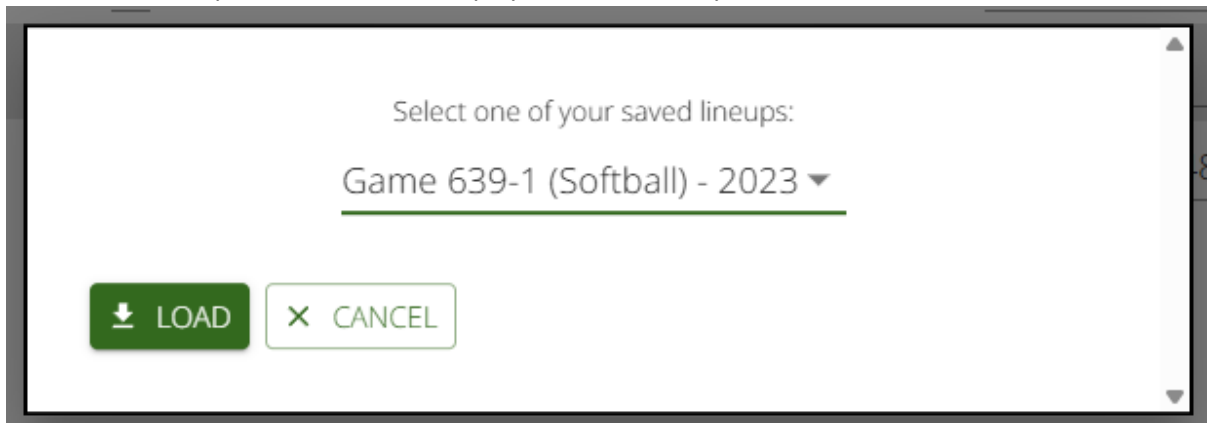
You can also save the entered lineup for a later reuse, for example if the second game of the doubleheader has mostly the same players. For that, click on “SAVE LINEUPS FOR REUSE” on the right bottom.

A dialog will appear asking you to enter a descriptive name for your lineup:



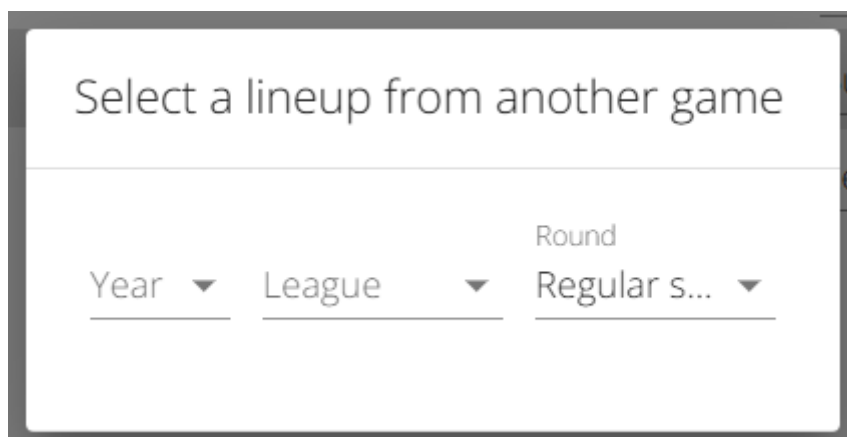
A dialog box with a white background and a grey border. The text inside reads: "You can give your lineup a distinctive name if you want for later reference:". Below this is a text input field containing "Game Test CsP (TESTING)". At the bottom left, there is a green button with a white floppy disk icon and the text "SAVE". To its right is a white button with a green border and the text "X CANCEL".

After choosing a different game, you can then click on “LOAD A PREVIOUSLY SAVED LINEUP” to load a saved lineup which will fill in the players automatically:



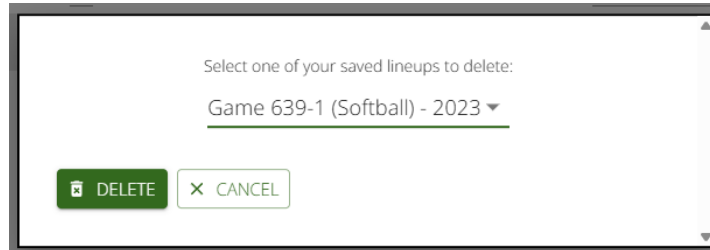
A dialog box with a white background and a grey border. The text inside reads: "Select one of your saved lineups:". Below this is a dropdown menu showing "Game 639-1 (Softball) - 2023" with a downward arrow. At the bottom left, there is a green button with a white download icon and the text "LOAD". To its right is a white button with a green border and the text "X CANCEL".

Or you can select a lineup from a different game by clicking on “LOAD A LINEUP FROM ANOTHER GAME”:

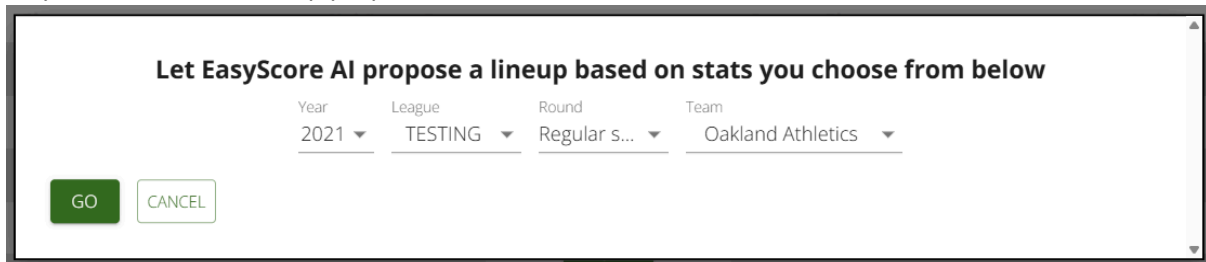


A dialog box with a white background and a grey border. The title is "Select a lineup from another game". Below the title is a horizontal line. Underneath, there are three dropdown menus: "Year" with a downward arrow, "League" with a downward arrow, and "Round" with "Regular s..." and a downward arrow.

By clicking on “DELETE A SAVED LINEUP” you can also delete one of your saved lineups if you do not need it anymore:



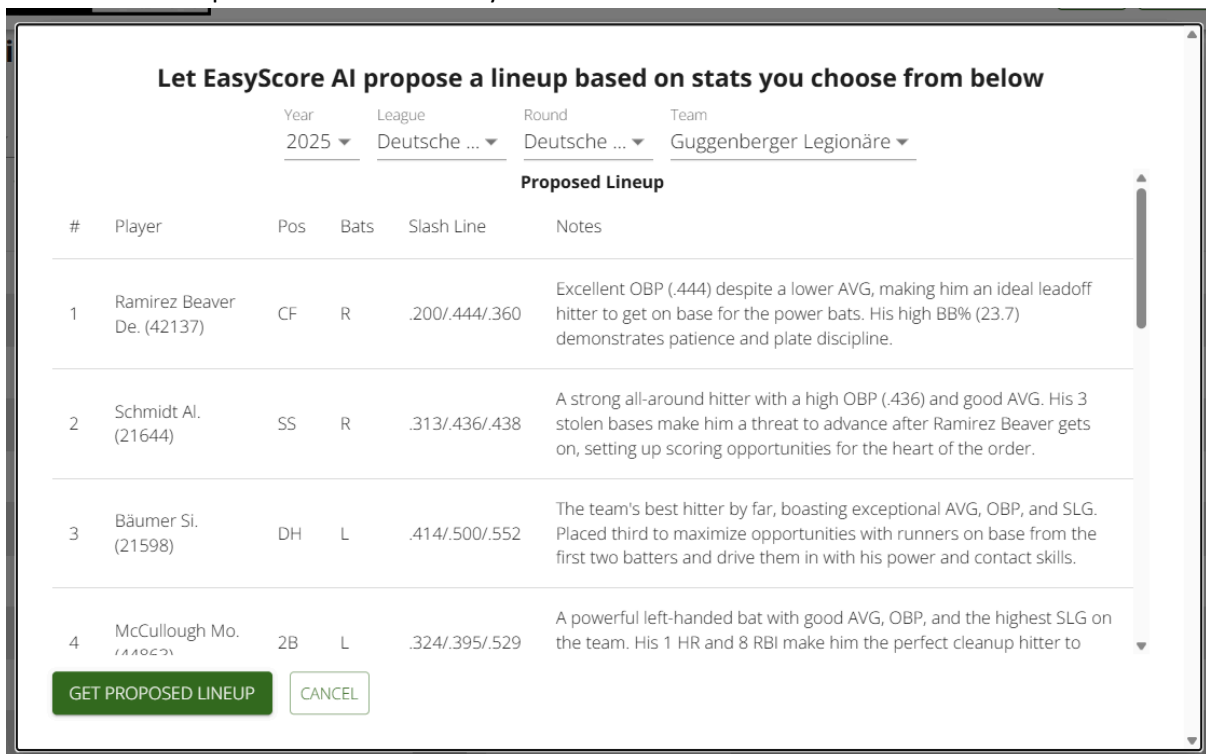
Users with an advanced plan can use EasyScore's AI to get a proposal for a lineup by clicking on “Let EasyScore AI make a lineup proposal”:



From the modal, choose the year, league, round and team for the stats to be taken for the AI to compose and analyze a lineup proposal.

The composition of the proposal will take around 40 to 60 seconds, depending on the complexity of the provided stats.

The result will be presented in the overlay:



You can print the lineup or get the proposed lineup and fill it into the current away or home lineup by clicking on the button “GET PROPOSED LINEUP”.

Note: this only works if the players from the proposed lineup are also available in your account.

New Game

☰ EASY SCORE
Logged in as sbsf [Logout](#) [Member's home](#)

New game

Game Number * tt.mm.jjjj <input type="text"/>	Umpires _____	<input type="checkbox"/> Live scoring?
Start Time * <input type="text"/>	Scorer _____	<input type="checkbox"/> Tweet results on twitter.com/bbeasyscore?
End Time <input type="text"/>	Field _____	<input type="checkbox"/> Game finished?
League Select: _____	Away Team Runs 0	<input type="checkbox"/> Box Scores generated?
Round Away Team Select: _____	Home Team Runs 0	<input type="checkbox"/> Postponed?
Home Team Select: _____	Away Team Penalty Runs 0	<input type="checkbox"/> Forfeit?
	Home Team Penalty Runs 0	<input type="checkbox"/> checked by League Admin?
	Temperature _____	
	Attendance _____	
	Stream Link _____	
	Stream Delay _____	
	Notes _____	

©2026 EasyScore Inc. v5.0.0

[Home](#) [Contact](#) [Web services](#) [Manual](#) [Privacy Policy](#) [Terms of Service](#)


- **Game number:** Enter any alphanumerical value with which you can identify your game.
- **Game date:** Enter the game's date in the format dd.mm.yyyy.
- **Start time:** Enter the game's start time in the format hh:mm.
- **End time:** Enter the game's end time in the format hh:mm.
- **League:** Select the league from the dropdown. All the leagues that you have entered on the [Leagues screen](#) will be displayed here.
- **Away Team:** Select the visiting team from the dropdown. All the teams that you have entered on the [Teams screen](#) that belong to the selected league will be selectable.
- **Home Team:** Select the home team from the dropdown. All the teams that you have entered on the [Teams screen](#) that belong to the selected league will be selectable.
- **Round:** Select the round from the dropdown. All the rounds that you have entered on the [Rounds screen](#) will be displayed here.
- **Umpires:** Enter the umpires for the game. Enter any text, e.g. "HP: Miller. 1B: White."
- **Scorer:** Enter the scorer(s) for the game.
- **Field:** Enter the game's location.
- **Away Team Runs & Home Team Runs:** These fields will be filled as soon as the game is finished, but you can enter the scores here beforehand, for example if the game is forfeited.
- **Away Team Penalty Runs & Home Team Penalty Runs:** Additional Penalty Runs can be entered here, but in normal circumstances, these runs are entered in the [End Game screen](#).
- **Temperature:** Enter the temperature at game time (numbers only, without °C or °F).
- **Attendance:** Enter the number of spectators during the game.
- **Stream Link:** Enter the URL of your Live stream. This is used in combination with the value from Stream Delay to make entries in the Play-By-Play clickable and linked to the correct position in your saved stream.
- **Stream Delay:** Usually the start of the stream doesn't correspond with the time of the first recorded scoring action. By entering a value in seconds, you can correct that.
- **Notes:** Enter any additional notes for the game, for example "One out when winning run scored." or "Martinez pitched to 1 batter in the 6th inning."
- **Live scoring:** Activate this checkbox if you plan to score this game as it happens. Visitors to the homepage will then be able to follow the game online via [GameCast](#).
- **TEMPORARILY DEACTIVATED: Tweet results on Twitter:** When scoring live, you can send status updates to EasyScore's Twitter account. Upon activating this checkbox, you will be presented with a dropdown from which you can choose the frequency of your updates. EasyScore's tweets on Twitter can be found at www.twitter.com/bbeasyscore.
- **Game finished:** In case the game has been finished via [End Game](#)
- **Box Scores Generated:** In case the game has been finished via [End Game](#) and Box Scores have been generated
- **Postponed:** Activate this checkbox if the game has been postponed.
- **Forfeit:** Activate this checkbox if the game has been forfeited.
- **checked by League Admin:** League administrators can check this box to mark this game as being checked.

Your Games

On the “Your Games” screen, you have an overview of all your games. Set the filters “Year”, “League” and “Round” to display only the games you want:

The screenshot shows the 'Your Games' screen in the EasyScore application. At the top, there is a navigation bar with the 'EASY SCORE' logo and user information: 'Logged in as sbsf' with 'Logout' and 'Member's home' buttons. Below the navigation bar, the title 'Your Games' is displayed. There are three filter dropdowns: 'Year' (set to 2025), 'League' (set to Deutsche ...), and 'Round'. The main content is a table with the following columns: Game Nr., GameID, Date, Time, Away, Home, LIVE, ppd, ff, and chk. The table contains 10 rows of game data, each with a three-dot menu icon on the right side of the row.

Game Nr.	GameID	Date	Time	Away	Home	LIVE	ppd	ff	chk
10500901	18815	13.09.2025	14:00:00	Heidenheim Heideköpfe	Guggenberger Legionäre	✓			☐
10500801	18814	07.09.2025	14:09:00	Guggenberger Legionäre	Heidenheim Heideköpfe	✓			☐
10500701	18813	06.09.2025	17:13:00	Guggenberger Legionäre	Heidenheim Heideköpfe	✓			☐
10500601	18812	31.08.2025	14:00:00	Heidenheim Heideköpfe	Guggenberger Legionäre	✓			☐
10500501	18811	30.08.2025	14:14:00	Heidenheim Heideköpfe	Guggenberger Legionäre	✓			☐
10500402-2	18723	24.08.2025	15:30:00	Hamburg Stealers	Guggenberger Legionäre	✓			☐
10500402-1	18722	24.08.2025	12:07:00	Guggenberger Legionäre	Hamburg Stealers	✓			☐
10500401-2	18721	24.08.2025	15:30:00	Heidenheim Heideköpfe	Bonn Capitals	✓			☐
10500401-1	18720	24.08.2025	12:05:00	Bonn Capitals	Heidenheim Heideköpfe	✓			☐

By clicking on  on the right side of the entry, you can:

- Open the the scoresheet (same as clicking anywhere else on the entry)
- [Edit](#) the game details
- Delete the game
- Generate or Regenerate the Box Scores in case you made changes to an already saved game

Edit Game

Change any of your saved games' data:

☰ EASY SCORE
Logged in as sbsf [Logout](#) [Member's home](#)

Edit game 10500801

<p>Game Number * 10500801</p> <p>07.09.2025 </p> <p>Start Time * 14:09 </p> <p>End Time 17:23 </p> <p>League Deutsche Baseball Liga 2025 ▾</p> <p>Round Deutsche Baseball Liga Play-offs... ▾</p> <p>Away Team Guggenberger Legionäre (Deuts... ▾</p> <p>Home Team Heidenheim Heideköpfe (Deuts... ▾</p>	<p>Umpires HP: Lillebo J.; 1B: Music t</p> <p>Scorer Schmidt F.</p> <p>Field Hellenstein Energie Ballg</p> <p>Away Team Runs 9</p> <p>Home Team Runs 10</p> <p>Away Team Penalty Runs 0</p> <p>Home Team Penalty Runs 0</p> <p>Temperature 0</p> <p>Attendance 0</p> <p>Stream Link https://youtube.com/live</p> <p>Stream Delay</p> <p>Notes</p>	<p><input checked="" type="checkbox"/> Live scoring?</p> <p><input type="checkbox"/> Tweet results on twitter.com/bbeasyscore?</p> <p><input checked="" type="checkbox"/> Game finished?</p> <p><input checked="" type="checkbox"/> Box Scores generated?</p> <p><input type="checkbox"/> Postponed?</p> <p><input type="checkbox"/> Forfeit?</p> <p><input type="checkbox"/> checked by League Admin?</p>
--	--	--

SAVE
 CANCEL

©2026 EasyScore Inc. v5.0.0
[Home](#) [Contact](#) [Web services](#) [Manual](#) [Privacy Policy](#) [Terms of Service](#)

Record the same data as on the [New Game screen](#).

Import Games

☰ EASY SCORE
Logged in as sbsf [Logout](#) [Member's home](#)

Import Games

Your file has to match the exact specifications. -> Download an empty template.
Also make sure that all the teams appearing in the file exist exactly with the same name in the teams' list.

League

Select: ▾

Round

▾

UPLOAD YOUR FILE AND IMPORT GAMES

©2026 EasyScore Inc. v5.0.0
[Home](#) [Contact](#) [Web services](#) [Manual](#) [Privacy Policy](#) [Terms of Service](#)

You can import a list of games from a CSV-file into EasyScore. Just select the league and the round from the dropdowns and upload your file.

The file must include the following columns: GameNumber (any string), GameDate (format: dd.mm.YYYY), GameTime (format: HH:MM), AwayTeam (must be the same as in your list of [Teams](#)), HomeTeam (must be the same as in your list of [Teams](#)), Umpires (can be empty), Scorer (can be empty), Field (can be empty), Live (0 or 1).

Scoring the game

Reaching 1st base

To put a batter/runner to first base, simply click on the first base of the currently active batter:

The screenshot shows the EasyScore interface for a game titled "Scoresheet Game Test CsP". The scoreboard indicates Oakland Athletics and Los Angeles Angels both have 0 runs, 0 hits, and 0 errors. A dropdown menu is open over the first base column, listing various actions available for a batter reaching 1st base:

- Single
- Bunt single
- Base on Balls
- Intentional walk
- Error
- Occupied Ball
- Occupied Ball on bunt attempt
- Fielder's choice with no out
- Hit by pitch
- Sacrifice hit with error
- Sacrifice hit with fielder's choice
- Sacrifice fly with error
- Sacrifice fly with occupied ball
- Dropped 3rd strike - WP

Depending on the scoring system, the following actions are available for a batter reaching 1st base:

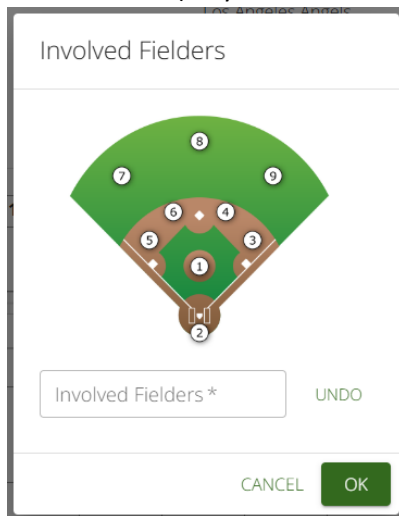
- Single (1B)
- Bunt single (B1B)
- Base on Balls (BB)
- Intentional walk (IBB)
- Error (E.). A window will appear, asking you to indicate which fielder made the error. Do this by clicking on the respective defensive position or use the numbers 1-9 on your keyboard.

You can undo wrong inputs by clicking on "Clear fielders" which clears all fielders.

Also, select the kind of error from the dropdown. Note: The error will be assigned to the **last noted fielder**. If you enter 6-3 with a muffed throw, the 1st baseman will be charged with an error, while the shortstop will get an assist:

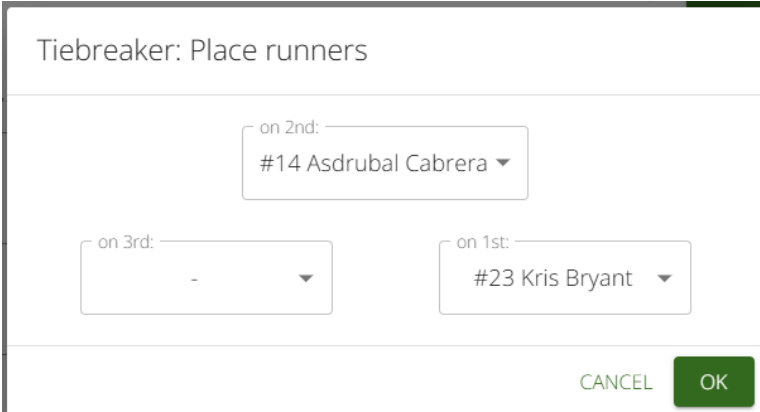
The "Involved Fielders" dialog box shows a baseball field diagram with fielders numbered 1-9. Below the diagram, there is an input field for "Involved Fielders *" with an "UNDO" button next to it. Below that is a dropdown menu for "kind of error *". There is a checked checkbox for "Decisive error". At the bottom, there are "CANCEL" and "OK" buttons.

- Fielder's choice (FC)
- Occupied Ball (O) (WBSC only). A window will appear, asking you to indicate which fielder the ball was hit to (only one fielder can be entered):



- Occupied Ball on Bunt attempt (WBSC only). A window will appear, asking you to indicate which fielder the ball was bunted to (only one fielder can be entered)
- Fielder's choice with no out (WBSC only). A window will appear, asking you to indicate the entire play.
- Hit by pitch (HP).
- Sacrifice hit with error (SH E.). The batter hits a sacrifice bunt, and is safe due to a defensive error.
- Sacrifice hit with fielder's choice (SH FC). The batter hits a sacrifice bunt but the defense fails to record an out on the runner(s) without an error.
- Sacrifice fly with error (SF E.). The defense fails to catch the fly ball hit by the batter, and a runner subsequently scores.
- Sacrifice fly with fielder's choice (SF FC) or occupied ball (SF O) (WBSC only). The defense fails to catch the fly ball, but nevertheless succeeds in putting out a runner.
- Dropped 3rd strike – WP (K WP). The batter is safe at first due to a wild pitch after a dropped third strike.
- Dropped 3rd strike - PB (K PB). The batter is safe at first due to a passed ball after a dropped third strike.
- Dropped 3rd strike – Error (K E.). The batter is safe at first due to a defensive error after a dropped third strike.
- Dropped 3rd strike - Occupied ball (K O) (WBSC only). The batter reaches first base after a dropped strike, but a runner is made out on the bases.
- Dropped 3rd strike - Fielder's choice (K FC). The batter reaches first base after a dropped strike, and the defense fails to record an out on the runner(s) without an error.
- Catcher's interference (CI) or Interference (INT) (WBSC only). A window will appear, asking you to indicate the involved fielder, usually the catcher.
- Obstruction (FC or OB in WBSC). A window will appear, asking you to indicate the involved fielder, which will be credited with an automatic error.

- Tiebreaker: Place runner (ITR or TIE in WBSC). This is used for the International Tie Breaker Rule, also employed by ESF and ISF for softball games in extra innings. Independent of which runner is placed on base, click the entry, and an additional dialog will pop up, asking you to place the ghost runners:



Tiebreaker: Place runners

on 2nd: #14 Asdrubal Cabrera

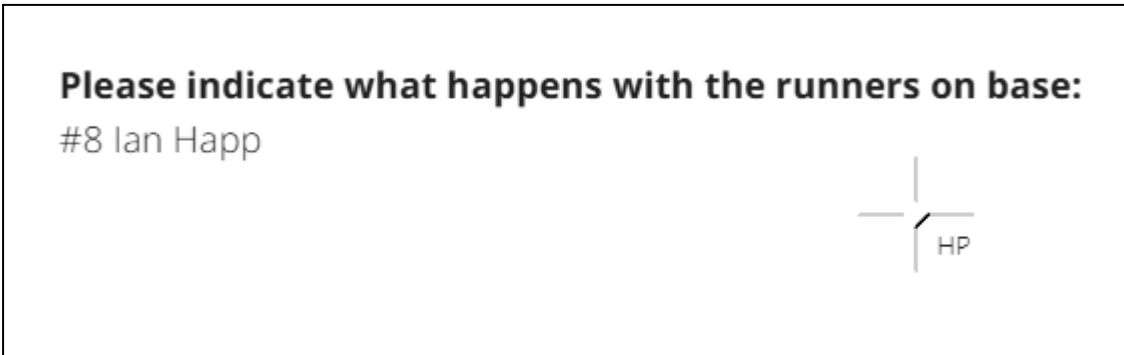
on 3rd: -

on 1st: #23 Kris Bryant

CANCEL OK

- Checkboxes “This action is part of a double play/triple play”: Activate either box in advance if the chosen action will be part of a double play or a triple play. This is mostly true for actions that [result in an out](#).

After the action has been saved and if there are runners on base, an additional popup will appear, asking you to indicate what happens with those runners:



Please indicate what happens with the runners on base:

#8 Ian Happ

HP

You can record the ensuing action in the popup or click it away and score the play on the scoresheet.

Reaching 2nd base

Reaching 2nd base can be accomplished either by a hit or by other means, like being batted forward:

Bryant Kris reached 2nd

Double

Ground Rule Double

Sacrifice hit with error

Error

Occupied Ball

Tiebreaker: Place runner

This action is part of a double play

This action is part of a triple play

Following actions are available for a batter reaching 2nd base:

- Double (2B)
- Fielder's choice (RC)
- Ground Rule Double (2B GR) (WBSC only)
- Sacrifice hit with error (SH E.)
- Error (E.). The same subsequent popup appears as for errors at 1st base.
- Tiebreaker: Place runner (ITR).

Advancing a runner from first to second base can be accomplished in several ways:

Ian Happ reached 2nd

Batted forward (subsequent action)

Stolen base

Stolen base on pickoff

Advanced on error

Advanced on throw (subsequent action)

Advanced on defensive indifference

Advance runner e wp pb bk (subsequent action)

Advanced on occupied ball (subsequent action)

Caught stealing with error

Wild Pitch

Passed ball

Balk

Obstruction

This is a subsequent action

This action is part of a double play

This action is part of a triple play

- Batted forward. Advances the runner on any preceding hitting action. This is a subsequent action, meaning that it cannot be scored as a standalone action, but rather as a result of a previous action. The number that gets written automatically indicates the batter's lineup spot during which the advancement happened.
- Stolen Base (SB.). The number that gets written automatically behind SB indicates the batter's lineup spot during which the runner stole the base.
- Stolen Base on pickoff (SB. PO) (WBSC only). Stolen base that happened after a pickoff.
- Fielder's choice (FC). This is automatically a subsequent action, for example if the batter/runner advances to the next base on a throw to another base.
- Advanced on error (e.). Use this for any advance on errors as standalone actions, meaning there was no play before that action, so it cannot be a subsequent action.

- Advanced on throw (T.) (WBSC only). Additional advance by the batter/runner on a throw to another base.
- Advanced on defensive indifference (O/2) (WBSC only).
- Advance runner E WP PB BK ((E), (WP), (PB) or (BK)). Use this for any additional advance(s) by runners on a preceding action like error, wild pitch, passed ball or balk.
- Advanced on occupied ball (O.) (WBSC only).
- Caught stealing with error (CS E.). Mostly for mishandling a good throw by the catcher, for example CS 2-E4.
- Wild Pitch (WP.). The number during which player's plate appearance the wild pitch has happened, is added automatically.
- Passed ball (PB.). The number during which player's plate appearance the passed ball has happened, is added automatically.
- Balk (BK.). The number during which player's plate appearance the balk has happened, is added automatically.
- Defensive indifference (DI) or Fielder's indifference (FI) (WBSC only).
- Obstruction (FC or OB in WBSC).
- Checkbox for "This is a subsequent action": Activate this checkbox in advance if the action will be a subsequent action. For example: If the runner advances to third base on a throwing error after stealing second base, first activate the checkbox and then click the link "Advance on error".
- Checkboxes "This action is part of a double play/triple play": Activate either box in advance if the chosen action will be part of a double play or triple play. This is mostly true for actions that [result in an out](#).

Reaching 3rd base

The actions that can be used to put a runner on 3rd base are the same as for reaching 2nd base (except for the triple):

Bryant Kris reached 3rd

Triple

Sacrifice hit with error

Error

Occupied Ball

Tiebreaker: Place runner

This action is part of a double play

This action is part of a triple play

Reaching home

The actions that can be used to put a batter/runner directly to home are the same as for reaching 2nd base and 3rd (except the home run):

Bryant Kris reached home

Home run

Inside the park home run

Error

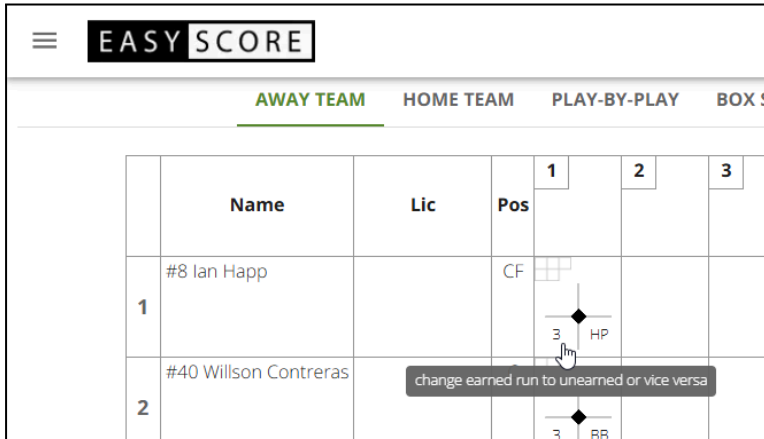
Occupied Ball

This action is part of a double play

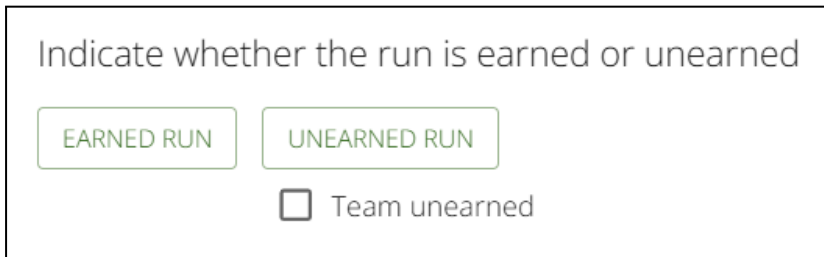
This action is part of a triple play

Changing runs from earned to unearned and vice versa

You can always change a run to be earned or unearned by clicking on home plate of the field which run you want to change, bringing up a dialog where it asks you to indicate whether the run is earned or unearned:

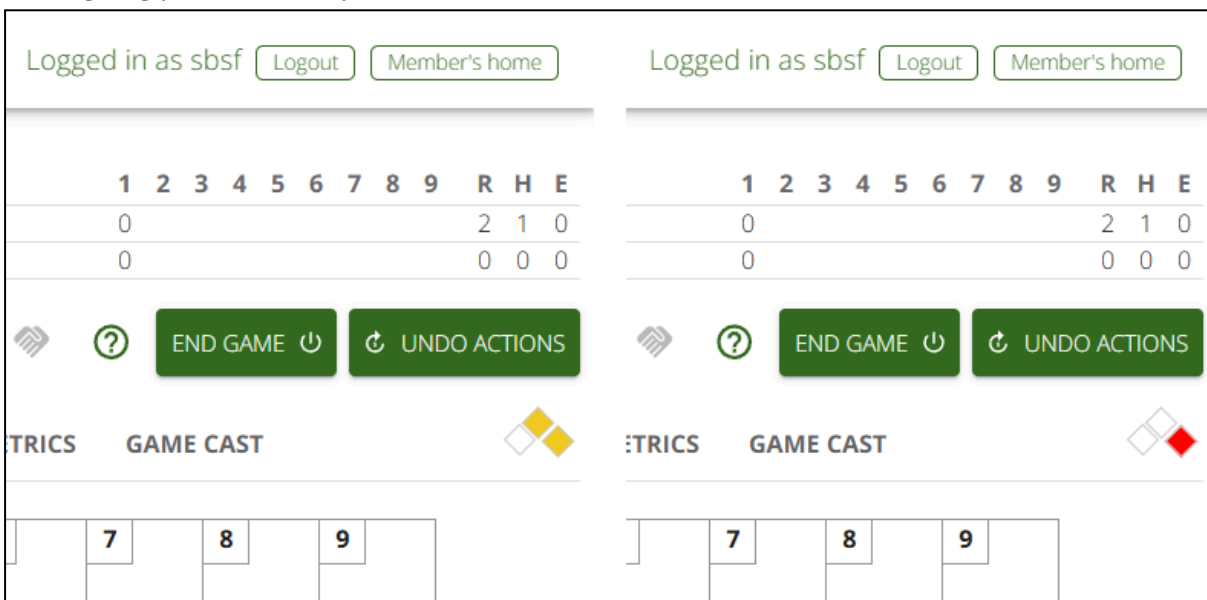


A dialog appears where you can indicate whether the run is earned or unearned, and whether an earned run is unearned for the team (WBSC only):



Baserunners Visualization

A visual help is displayed on the upper right corner, showing you quickly on which bases runners are positioned. If more than one runner is placed on the same base, the corresponding base is colored in red, giving you a hint that you have to take further actions to remove the conflict:



Outs

To record an out, click on the circle in the middle of the diamond. The popup selection menu will display different choices for batters and runners. The following are the actions for **batters**, depending on the chosen Scoring System:

Bryant Kris out

Strikeout swinging

Strikeout looking

Strikeout

Groundout

Groundout on bunt attempt

Flyout

Popout

Popout on bunt attempt

Foulout

Foul pop fly

Foul pop fly on bunt attempt

Lineout

Lined out foul

Sacrifice bunt

Sacrifice fly

Foul sacrifice fly

Out by rule

Infield fly (caught)

Lost turn at bat

Appeal play

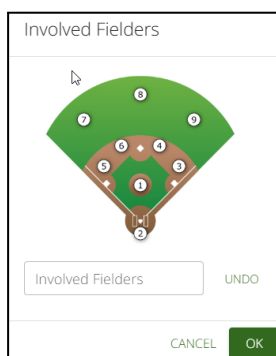
End Inning (run limitation)

This action is part of a double play

This action is part of a triple play

- Strikeout swinging (K.)
- Strikeout looking (K.)
- Strikeout (K.)

After selecting either Strikeout variant, the defensive context menu will pop up if the catcher has to throw to first base on a dropped third strike:



If the third strike is not dropped, just click on “OK”.

- Groundout. Subsequently for this action, and all the actions listed below, the defensive context menu will pop up to indicate the involved fielders.
- Groundout on bunt attempt (WBSC only)
- Flyout (F.)
- Popout (F. or P. in WBSC)
- Popout on bunt attempt (P.B) (WBSC only)
- Foulout (FF.)
- Foul pop fly (FPF.) (WBSC only)
- Foul pop fly on bunt attempt (FPF.B) (WBSC only)
- Lineout (F. or L. in WBSC)
- Lined out foul (FL.) (WBSC only)
- Sacrifice bunt (SH.)
- Sacrifice fly (SF.)
- Foul sacrifice fly (FSF.) (WBSC only)
- Out by rule (OBR.)
- Foul bunt for 3rd strike (OBR K)
- Dropped infield fly (OBR F.)
- Lost turn at bat (LT)
- Appeal play (AP.)
- End Inning (run limitation): Select this entry if your league has a limitation of number of runs scored per inning.
- Checkboxes “This action is part of a double play/triple play”: Activate either box in advance if the chosen action will be part of a double play or triple play.

The following are the out actions for **runners**:

Contreras Willson out

Forced out / Tagged out

Caught stealing

Out advancing

Out on double play

Out on triple play

Picked off

Out by rule

Appeal play

This is a subsequent action

This action is part of a double play

This action is part of a triple play

- Forced out / Tagged out. Used to put out a runner on the bases, either by force or not.
- Caught stealing (CS.). The number of the current player’s plate appearance is written automatically behind CS.
- Out advancing. Used when a batter/runner unsuccessfully tries to stretch his hit.
- Out on double play (DP.). Used to score the out on the runner on a double play.
- Out on triple play (TP.). Used to score the out on the runner on a triple play.
- Picked off (PK. or PO. in WBSC)
- Out by rule (OBR.)
- Appeal play (AP.)

- Checkbox for “This is a subsequent action”: Activate this checkbox in advance if the action will be a subsequent action. For example: When an Out-By-Rule happens in the same play as another action, activate this checkbox before choosing “Out by rule”.
- Checkboxes “This action is part of a double play/triple play”: Activate either box in advance if the chosen action will be part of a double play or triple play.

After all outs, the defensive context menu will pop up where you have to indicate the fielders involved in the action.

Note: On double plays, you will additionally have to indicate which out of the double play the action is (not the number of the out in the inning):

Out of DP	<input type="radio"/>	1	<input type="radio"/>	2
-----------	-----------------------	---	-----------------------	---

Undo actions

You can undo any of the last five actions by clicking on the “UNDO ACTIONS” button in the top right corner or the key z on your keyboard. The actions will be listed in chronological descending order (latest action on top):

The screenshot shows the EasyScore interface. At the top, it says "Logged in as sbsf" with "Logout" and "Member's home" buttons. Below that is a score table:

	1	2	3	4	5	6	7	8	9	R	H	E
	0									2	1	0
	0									0	0	0

Below the score table, there are icons for a hand, a question mark, "END GAME" with a power icon, and "UNDO ACTIONS" with a refresh icon. A mouse cursor is clicking on the "UNDO ACTIONS" button. A dropdown menu is open, listing the following actions in chronological descending order:

- T1: Pederson, Joc grounded out, second to first.
- T1: Rizzo, Anthony struck out looking.
- T1: Bryant, Kris flied out to left.
- T1: Contreras, Willson walked, Happ, Ian to second.
- T1: Happ, Ian hit by pitch.

Below the dropdown menu, the "GAME CAST" section is visible, showing the number 7 in a box.

After undoing an action, you have the possibility to undo an additional five actions.

Note: If you undo an action that is not the latest, any actions that happened after the selected action will be undone, as well.

Custom Play-By-Play entries

If you wish, you can add a customized text at any time to the automatically generated Play-By-Play by clicking on the button “ADD AN ENTRY TO PLAY-BY-PLAY” under the Play-By-Play tab:

The screenshot shows the EasyScore interface for a game test. At the top, it says "EASY SCORE" and "Logged in as sbsf". The main heading is "Scoresheet Game Test CsP" with a sub-heading "TESTING - Mittwoch, 21. April 2021 20:44:18". A scoreboard shows Oakland Athletics with 2 runs, 1 hit, and 0 errors, and Los Angeles Angels with 0 runs, 0 hits, and 0 errors. Below the scoreboard are tabs for "AWAY TEAM", "HOME TEAM", "PLAY-BY-PLAY", "BOX SCORES", "ADVANCED METRICS", and "GAME CAST". The "PLAY-BY-PLAY" tab is active, and a button "ADD AN ENTRY TO PLAY-BY-PLAY" is highlighted. Below this button, the play-by-play text shows "OAKLAND ATHLETICS 1ST", "Reber, K. pitching", and "Happ, Ian hit by pitch."

You can enter any text or use one of the predefined text buttons:

The dialog box titled "Add entry to Play-By-Play" contains a text input field with the placeholder text "Custom log text". Below this field are two buttons: "MOUND VISIT" and "RAIN DELAY". At the bottom of the dialog are "CANCEL" and "OK" buttons.

This is especially useful for info texts to be shown in Live Play-By-Plays as an additional information for spectators.

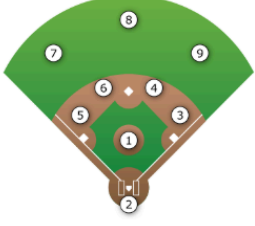
Notes and comments

You can add comments to any field by clicking in the upper right corner of the respective field:



A dialog will appear where you can assign the error and write additional comments:

Enter Note



Involved Fielders UNDO

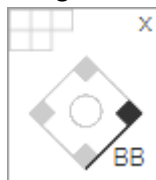
kind of error ▼

Decisive error


Note *

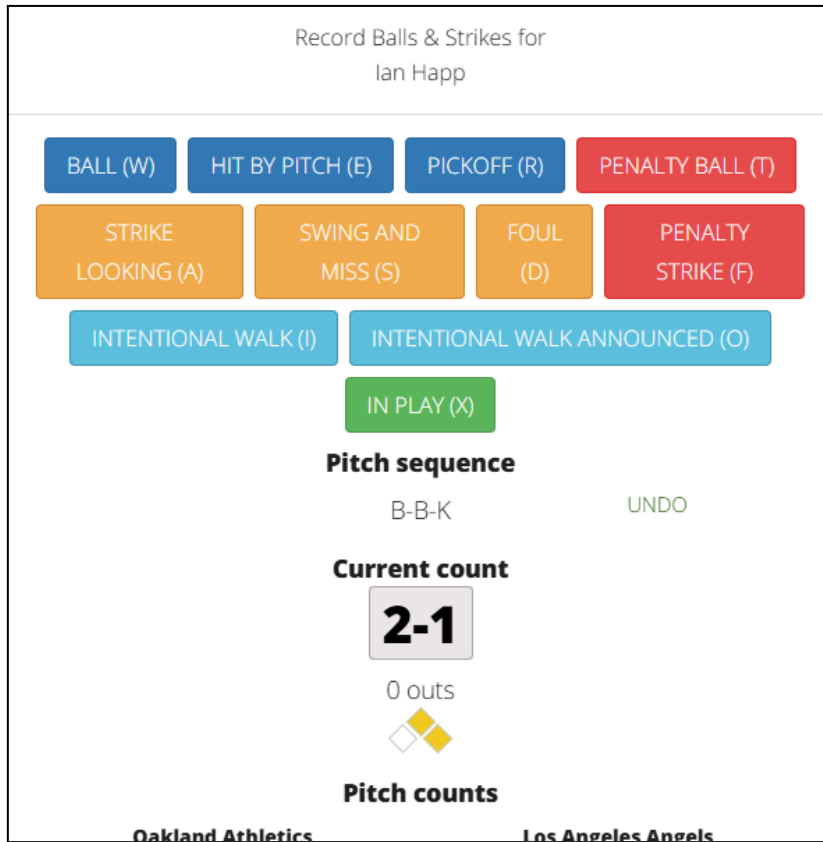
CANCEL OK

Fields that have a comment assigned to them are marked with a cross in the upper right corner. You can edit or delete these notes anytime by clicking on the cross:



Balls & Strikes

With a Pro account, you can record balls and strikes for every batter, and even change it later on. You can do this by clicking on the count box  in the upper left corner of each field or pressing the c key on your keyboard:



The letters in parenthesis indicate the keyboard key that can be used to record the pitch.

Record each pitch before the one that is put into play. The pitch that is put into play will be added automatically as a strike to the pitchers' pitch count.

Note the following special actions:

- On a base-on-balls, record all four balls. After the fourth ball, a Walk is written automatically on the scoresheet.
- On a strikeout, record all pitches, including the one that struck out the batter. If the strike is not a foul ball and is the third strike, the Count overlay will close automatically and you still have the possibility to choose the strikeout, including a possible throw to first base.
- On a hit by pitch, record all pitches, except the one that hit the batter. Use the button "Hit By Pitch" on that pitch. An additional ball will be added to the pitcher's pitch count and the Hit-By-Pitch is written automatically on the scoresheet.
- On an intentional walk where the pitcher has to throw four balls, use the button "Intentional Walk" on every pitch. After the fourth pitch, an Intentional Walk is written automatically on the scoresheet.
- If an intentional walk is announced, use the corresponding button.
- When the ball is put into play, use the "In Play" button. A strike is added automatically to the pitcher's count.

The pitch sequence displays all the pitches, including pickoffs. The current count displays the hitter's count.

If you have activated Advanced Metrics in your [Settings](#), you will see an additional block on top where you can indicate the type, speed and location in the strike zone for every pitch:

Record Balls & Strikes for
Ian Happ

Pitch type
2-seam Fastball

Speed
96

1: FB4 - 95mph
 2: CV - 88mph
 3: FB2 - 96mph

BALL (W)

HIT BY PITCH (E)

PICKOFF (R)

PENALTY BALL (T)

STRIKE
LOOKING (A)

SWING AND
MISS (S)

FOUL
(D)

PENALTY
STRIKE (F)

INTENTIONAL WALK (I)

INTENTIONAL WALK ANNOUNCED (O)

IN PLAY (X)

Pitch sequence

B-B-K UNDO

Current count

2-1

0 outs

Pitch counts

Oakland Athletics
Los Angeles Angels

This information is then displayed in the [Live GameCast](#):

All Plays
Scoring Plays

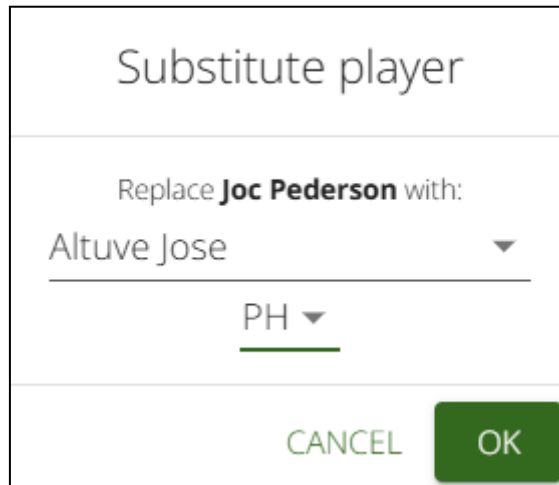
San Francisco Giants - Top 1st

JACKSON PITCHING FOR MIN

	SF	MIN
Imhof Benjamin walked on a 1-2 count.	0	0
Augsburger Andreas flied out to left on a 1-0 count.	0	0
Walsler Oliver walked on a 1-2 count, Imhof Benjamin to second.	0	0
Pitch	Type	MPH
1 Strike Looking	Two-seam FB	95
2 Ball	Curve	82
3 Strike Swinging	Two-seam FB	94
Hutchinson Carl flied out to right on the first pitch.	0	0
Pitch	Type	MPH
1 In Play	Four-seam FB	99

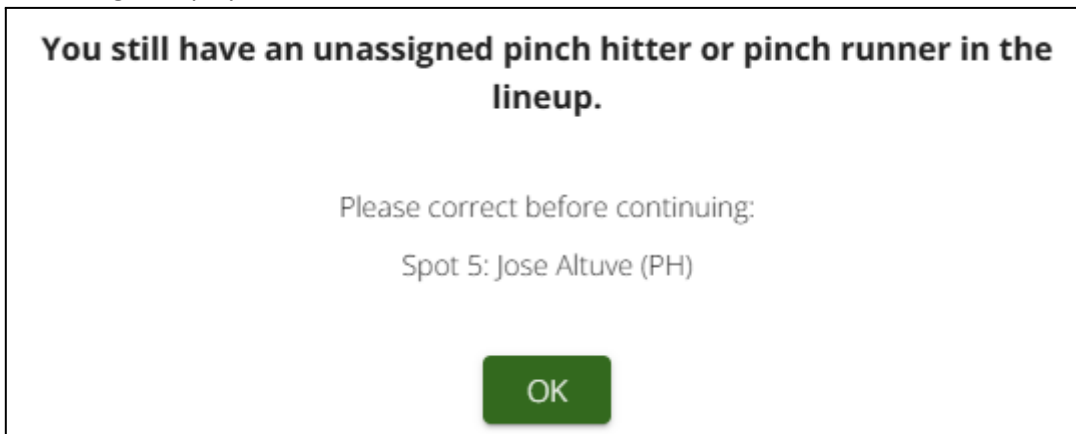
Substitutions

To substitute a player, simply click on the player's name which will bring up a dialog from where you can choose the new player, and, if applicable, the new position:



A dialog box titled "Substitute player". It contains the text "Replace **Joc Pederson** with:" followed by a dropdown menu showing "Altuve Jose" and a small downward arrow. Below this is another dropdown menu showing "PH" with a small downward arrow. At the bottom of the dialog are two buttons: "CANCEL" and "OK".

When continuing scoring a check is performed whether there are faulty entries for any position and if so, a warning is displayed:



A warning dialog box with a white background and a black border. The text inside reads: "**You still have an unassigned pinch hitter or pinch runner in the lineup.**" followed by "Please correct before continuing:" and "Spot 5: Jose Altuve (PH)". At the bottom center is a green button with the text "OK".

You must correct the faulty entry before being able to continue scoring.


Assisted Scoring

Users with an advanced account have the possibility to use Assisted Scoring. With Assisted Scoring turned on, the following subsequent actions will be scored for you automatically:

- Advance all forced runners on a walk, intentional walk, hit-by-pitch, catchers' interference or sacrifice bunt
- Advance all runners on a balk
- Score all runners on a home run, triple or sacrifice fly
- Simplified entry for double and triple plays (selecting "Groundout" with checkbox "This action is part of a double play" activated)

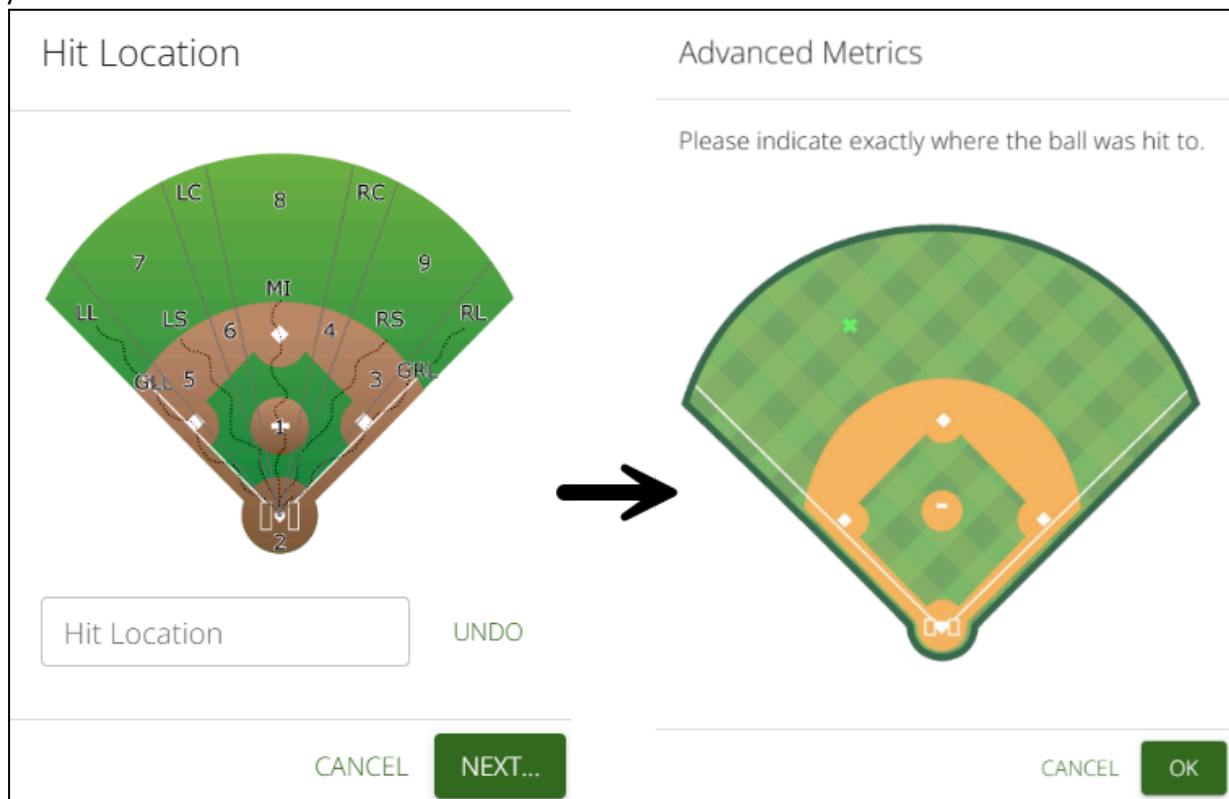
Additionally, unnecessary entries will be hidden in the actions menus (f.ex. "Sacrifice fly" with no runner on third base, or "Dropped 3rd strike" with a runner on 1st base and less than 2 outs).

You can activate or deactivate Assisted Scoring at any time by clicking on the icon left to the button "END GAME":



Advanced Metrics

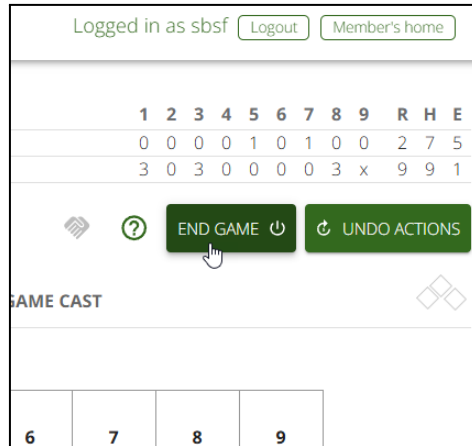
If you have activated Advanced Metrics in your [Settings](#), the Button "OK" in the Hit Location dialog is replaced with a "NEXT..." button. Clicking on this button displays the diamond where you can indicate the exact location where the ball was hit to:



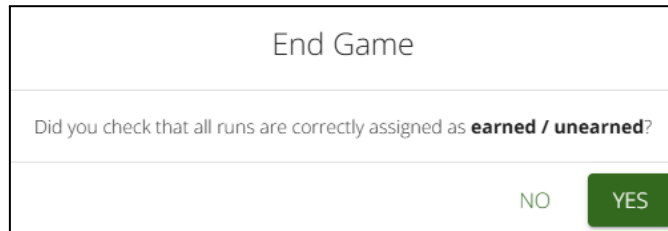
For pitching, see the additional features available for Advanced Metrics in the section [Balls & Strikes](#).

End game

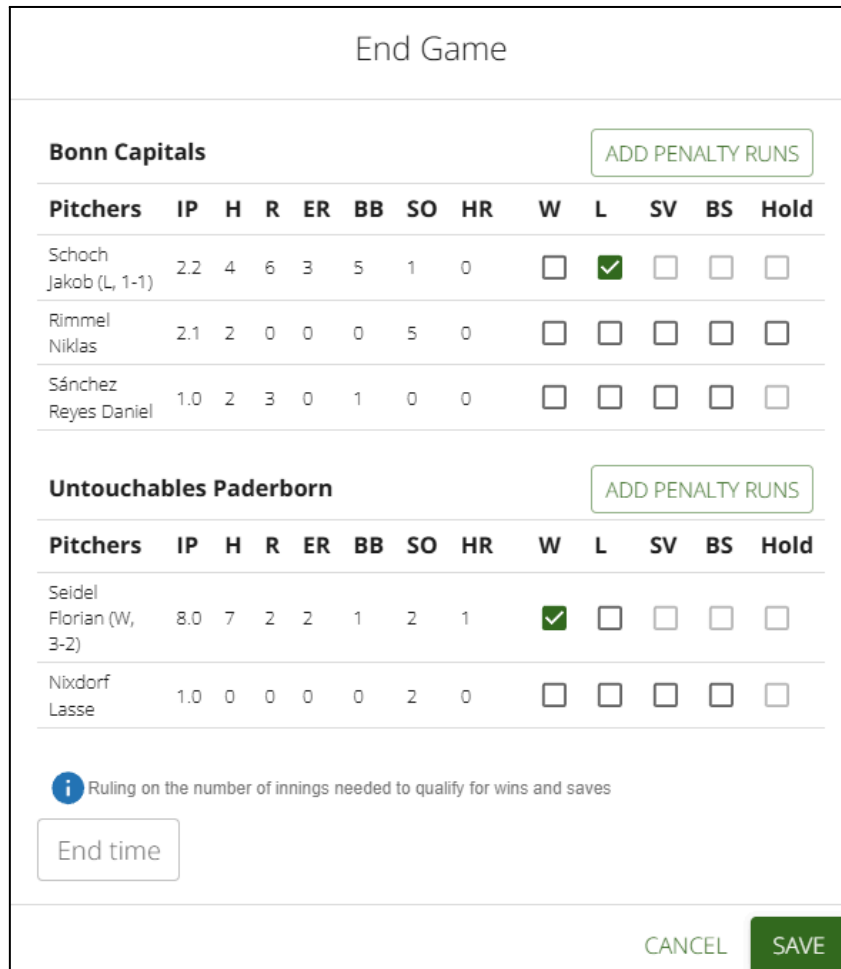
To record Win, Loss, Save, Blown Saves and Holds (depending on your chosen Scoring System), click on the button "END GAME" located below the line score:



A confirmation dialog appears, asking you whether you have checked that all the runs are correctly assigned to be earned / unearned:



If you click on "YES", a dialog will appear with all the game's pitchers:



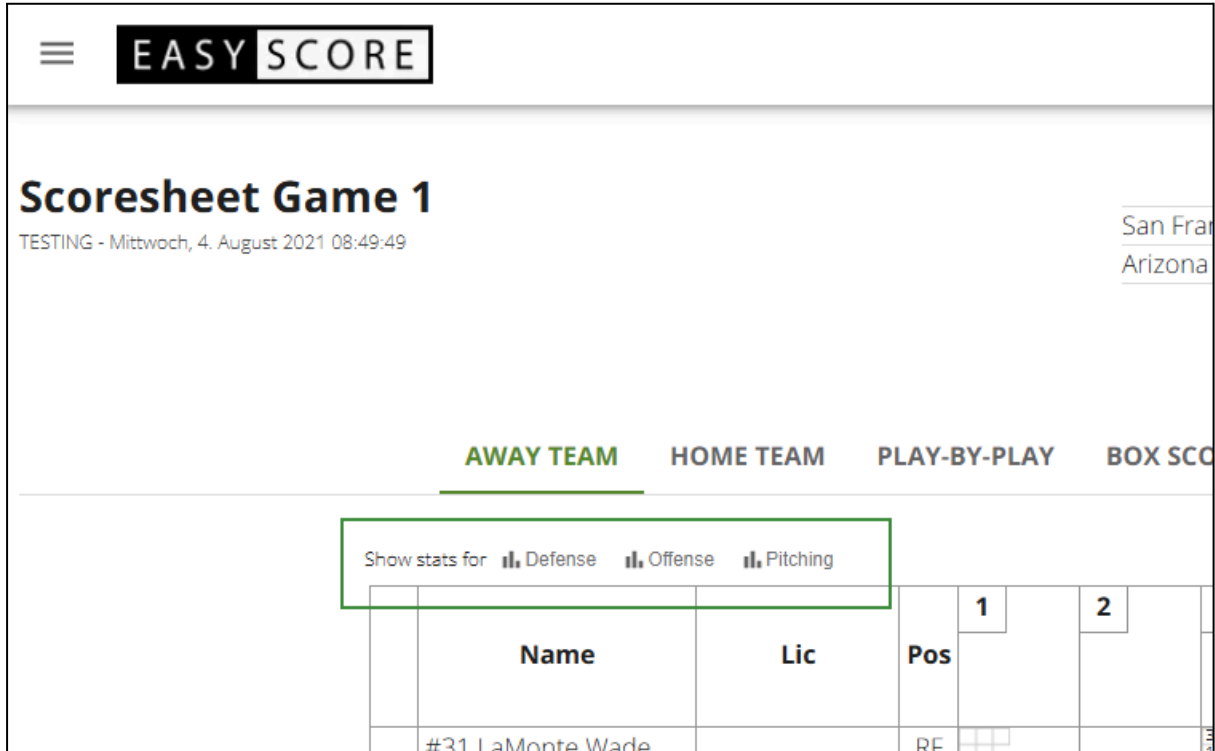
You must indicate exactly one pitcher for the win (W) and one pitcher for the loss (L). You can also indicate one pitcher for the save (S) and others that get blown saves (BS) or holds (H), depending on your Scoring System.

You should also indicate the game's end time in the appropriate box.

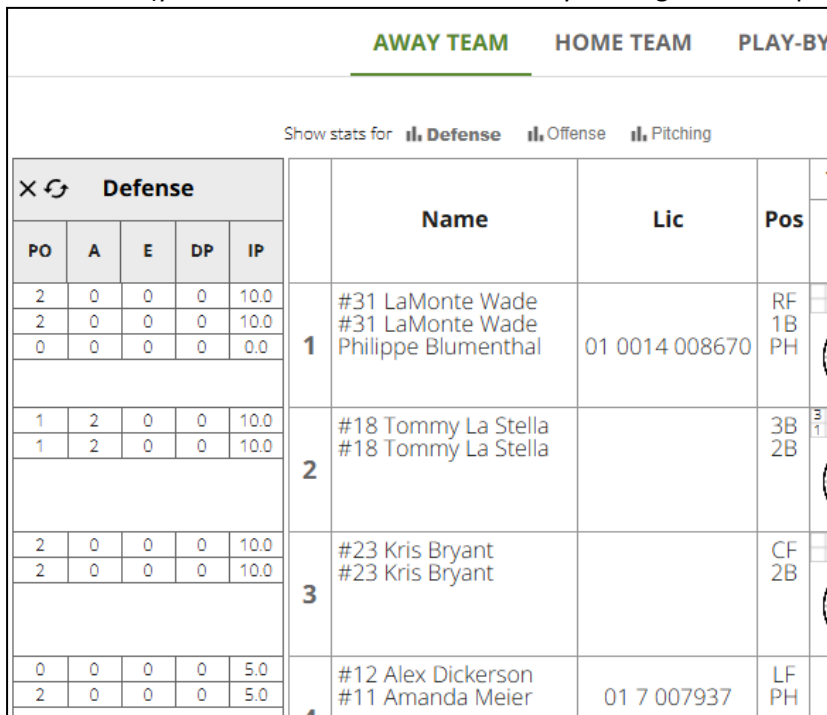
Saving this information also will write the total runs scored by both teams and generate the static Box Scores.

You can also add Penalty Runs. These are runs that are virtually added to a team's runs total.

After the Box Scores have been created, the links for statistics for Offense, Defense and Pitching to be displayed on the scoresheet are generated. This can be used to check the manually calculated totals:



For defense (you can close or reload the stats by clicking on the respective icons):



Defense						Name	Lic	Pos
PO	A	E	DP	IP				
2	0	0	0	10.0	1	#31 LaMonte Wade	01 0014 008670	RF
2	0	0	0	10.0		#31 LaMonte Wade		1B
0	0	0	0	0.0		Philippe Blumenthal		PH
1	2	0	0	10.0	2	#18 Tommy La Stella		3B
1	2	0	0	10.0		#18 Tommy La Stella		2B
2	0	0	0	10.0	3	#23 Kris Bryant		CF
2	0	0	0	10.0		#23 Kris Bryant		2B
0	0	0	0	5.0	4	#12 Alex Dickerson	01 7 007937	LF
2	0	0	0	5.0		#11 Amanda Meier		PH

Pitch Counts Inning by Inning

To show the pitch counts for every pitcher inning by inning, switch to the "COUNTS" tab:

EASY SCORE

Logged in as sbsf Logout Member's home

Scoresheet Game 3

TESTING - Freitag, 29. Oktober 2021 20:00:00

	1	2	3	4	5	6	7	8	9	R	H	E
Houston Astros	0	0	0	0	0	0	0	0	0	0	2	0
Atlanta Braves	0	0	1	0	0	0	0	1	x	2	6	1

END GAME
UNDO ACTIONS

AWAY TEAM
HOME TEAM
PLAY-BY-PLAY
BOX SCORES
ADVANCED METRICS
COUNTS
GAME CAST

Pitch Counts by Inning


Houston Astros

Pitcher	Licence-Nr.	Total	1	2	3	4	5	6	7	8	9
Garcia, L.		72	19	18	33	2	0	0	0	0	0
Taylor, B.		8	0	0	0	8	0	0	0	0	0
García, Y.		28	0	0	0	0	19	9	0	0	0
Raley, B.		10	0	0	0	0	0	6	4	0	0
Stanek, R.		4	0	0	0	0	0	0	4	0	0
Graveman, K.		11	0	0	0	0	0	0	0	11	0

Atlanta Braves

Pitcher	Licence-Nr.	Total	1	2	3	4	5	6	7	8	9
Anderson, I.		76	17	13	11	26	9	0	0	0	0
Minter, A.		17	0	0	0	0	0	17	0	0	0
Jackson, L.		11	0	0	0	0	0	0	11	0	0
Matzek, T.		15	0	0	0	0	0	0	0	15	0
Smith, W.		14	0	0	0	0	0	0	0	0	14

Using the keyboard

For most of the scoring actions, you can use your keyboard. To bring up a help menu with all possible keyboard shortcuts, simply click  next to the „END GAME“ button:

Help

Keyboard shortcuts:

Switching tabs
Away team: ALT + 1
Home team: ALT + 2
Play-By-Play: ALT + 3
Box Scores: ALT + 4

Fielders context menus
Select fielder: numbers 1 - 9

Miscellaneous
Close context menus: ESC
Open Undo menu: z
Open End Game menu: e
Open Count menu: c

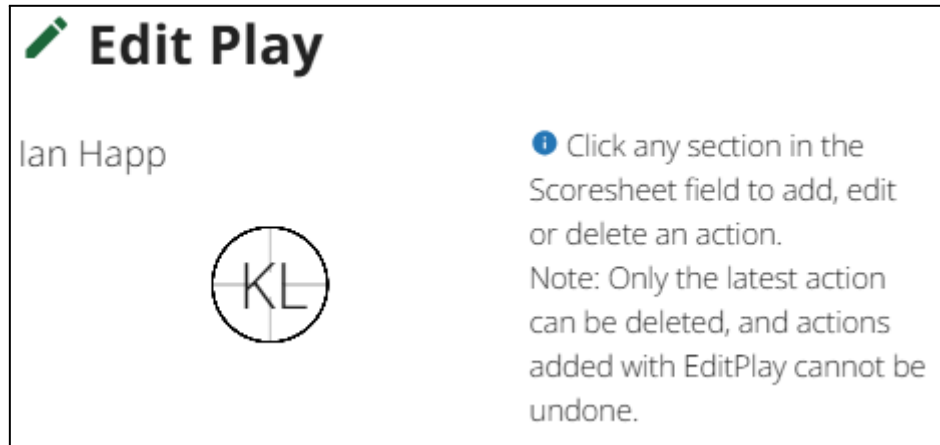
[Manual \(PDF\)](#)

CLOSE

Edit Plays

You can change any action with the Edit Play function.

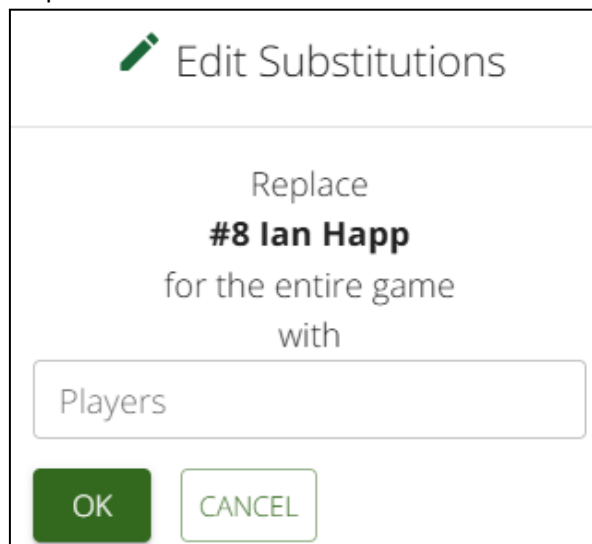
Activate it by pressing the CTRL key on your keyboard while clicking into the field that you wish to edit. A dialog appears from which you can edit any play or add a new one:



You can also update any substitutions by pressing the CTRL key on your keyboard while clicking on the player's name. This brings up a dialog from which you can select what you want to update:



You can replace the current player for the entire game by clicking on “Replace player for game” and choosing a name from the input field:



Or you can add a substitution by clicking on “Add substitution”. This brings up the next screen where you must indicate the new player, the moment he entered into the game and at which position:

Edit Substitutions

Enter
Ian Happ

at
(enter the scoresheet field, not the time of the change)

Inning Top/Bot Spot
1 T

at position: CF

OK CANCEL

The moment of the substitution is the next scoresheet field when the player entered the game. If he or she, for example, plays for the visiting team, and he or she entered the game as a defensive substitution in the bottom of the 8th inning (with the fourth batter leading off), the scoresheet field would be 8T4 (4 indicating the lineup spot of the first batter in that inning).

And you can also delete a false substitution by clicking on “Delete substitution”:

Edit Substitutions

Delete last substitution?

OK CANCEL

Live GameCast

As you are scoring your game online, visitors can follow your game by going to [https://www.easyscore.com/live/gamecast/\[GameID\]](https://www.easyscore.com/live/gamecast/[GameID]):

OAK 1 Middle 1st 0 LAA

Game Test CsP TESTING
Mittwoch, 21. April 2021 20:44:18

Gamecast [Box Score](#) [Play-by-Play](#) [Advanced Metrics](#)

PITCHER
Cabrera Asdrubal RHP

vs

BATTER
Fletcher David 2B
0-0

PITCH COUNT: 0 | ON DECK: Trout Mike
IN THE HOLE: Rendon Anthony

BALLS ○○○○

STRIKES ○○○

OUTS ○○○

ON BASE: 1B: Base empty

2B: Base empty

3B: Base empty

show defense

	1	2	3	4	5	6	7	8	9	R	H	E
OAK	1									1	1	0
LAA	0									0	0	0

Last Half Inning (last play on top)

Reber, K. pitching

Altuve, Jose struck out looking.
(Altuve, Jose pinch hitting for Joc Pederson.)

Rizzo, Anthony doubled to left, Bryant, Kris scored.

Bryant, Kris walked.
Contreras, Willson filed out to center.
Happ, Ian struck out looking

Switch between the Gamecast (Live situation), Box Score, Play-By-Play or Advanced Metrics (if available).

Statistics

Statistics can be displayed by all stats or category leaders.

All Stats

You can display additional stat columns, filter by any column, display only qualifiers (based on your league settings) or display stats for just one team. You can also call stats for certain splits like Home, Away, vs. Lefty and many more by selecting the entry in the “Splits” dropdown on top. And you can see stats for all individual players or teams by selecting it in the dropdown on top.

Category Leaders

ⓄA batter must record at least 2.7 plate appearances per team's game to qualify for individual category leadership in calculated stats like batting average, on-base percentage, slugging percentage and others.

Batting Average							
Rk.	Player	AVG	G	AB	R	H	RBI
1	Flaherty, Mi. HHS	.625	4	16	4	10	3
2	Bäumer, Si. REG	.414	8	29	1	12	8
3	Brenk, Er. BON	.389	4	18	1	7	2
4	Owens, Ga. HDH	.364	8	33	7	12	6
5	Bundi, Li. HHS	.357	4	14	1	5	0
6	Ashby, Ky. HHS	.357	4	14	1	5	1
7	Lankhorst, Da. BON	.353	4	17	1	6	2
8	Gühring, Si. HDH	.333	8	27	5	9	3
9	Beyers, Ch. BON	.333	4	15	1	5	1
10	McCullough, Mo. REG	.324	8	34	5	11	8

Homeruns			
Rk.	Player	HR	AB/HR
1	Larry, Sh. HDH	3	8.0
2	Germaine, Wi. HDH	3	9.7
3	Owens, Ga. HDH	2	16.5
4	Lankhorst, Da. BON	1	17.0
5	Llewellyn, Ph. HDH	1	33.0
6	Liedtke, Si. HDH	1	33.0
7	Bäumer, Si. REG	1	29.0
8	Ehmcke, Ma. HHS	1	16.0
9	Schmidt, Al. REG	1	32.0
10	von Garßen, El. REG	1	32.0


Runs Batted In			
Rk.	Player	RBI	
1	Bäumer, Si. REG	8	
2	McCullough, Mo. REG	8	
3	Llewellyn, Ph. HDH	7	
4	Sacasa Petzsch, Ni. REG	7	
5	Owens, Ga. HDH	6	
6	Montgomery, Ma. HDH	6	
7	Larry, Sh. HDH	5	
8	Landwehr, La. HDH	5	
9	Liedtke, Si. HDH	4	
10	Gühring, Si. HDH	3	

Hits		Doubles		Triples		Extra Base Hits								
Rk.	Player	Hits	Rk.	Player	Rk.	Player	XBH	2B	3B	HR				
1	Owens, Ga. HDH	12	1	Patrice, Da. REG	4	1	Schulz, Ph. HDH	1	1	5	2	0	3	
2	Bäumer, Si. REG	12	2	Gühring, Si. HDH	3	2	Ramirez Beaver, De. REG	1	2	Larry, Sh. HDH	4	1	0	3
3	McCullough, Mo. REG	11	3	Germaine, Wi. HDH	2	3	McCullough, Mo. REG	1	3	Patrice, Da. REG	4	4	0	0
4	Schmidt, Al. REG	10	4	Montgomery, Ma. HDH	2	4	Amer, Pa. REG	1	4	McCullough, Mo. REG	4	2	1	1

This page displays the top 10 for selected stats categories. Players must meet certain criteria according to the league settings to qualify for individual category leadership in calculated stats like batting average, on-base percentage, slugging percentage and others.

Player Stats

Clicking on a player's name on either page will display the player's stats for the currently selected season and league in the header and all other stats in the main area:



Bundi Livio Gino #8 +

Team: Hamburg Stealers Nationality: CH Bats: R Throws: R

Hit Chart
Deutsche Baseball Liga 2025 2025

minimum 8 hits

2025 Batting Stats Deutsche Baseball Liga 2025

Round	AVG	HR	RBI	OBP	SLG
Deutsche Baseball Liga Nord 2025	.273	2	9	.385	.442
Deutsche Baseball Liga Play-offs 2025	.357	0	0	.438	.357

2025 Pitching Stats Deutsche Baseball Liga 2025

Round	ERA	W-L	SO	IP	WHIP
Deutsche Baseball Liga Nord 2025	11.31	0-0	2	4.1	3.46

[PROFILE](#) [SPLITS](#) [LOGS](#) [CAREER](#) [ADVANCED METRICS](#)

2025 Season Batting Stats Deutsche Baseball Liga 2025

Round	G	PA	AB	R	H	2B	3B	HR	RBI	BB	SO	SB	CS	HBP	S	SF	GIDP	2-out	RBI	RISP	AVG	OBP	SLG	OPS
Season Deutsche Baseball Liga Nord 2025	24	92	77	14	21	5	1	2	9	14	24	3	0	0	1	0	2	2	7/25	.273	.385	.442	.826	
Season Deutsche Baseball Liga Play-offs 2025	4	17	14	1	5	0	0	0	0	2	1	1	0	0	1	0	0	0	2/3	.357	.438	.357	.795	

2025 6-Game Log Batting Stats Deutsche Baseball Liga 2025

Date	Round	Opponent	Spot	Pos	AB	R	H	2B	3B	HR	RBI	BB	SO	SB	CS	HBP	S	SF	GIDP	2-out	RBI	RISP	GSc	AVG*	
24.08.2025	Deutsche Baseball Liga Play-offs 2025	Guggenberger Legionäre	6	RF	3	0	2	0	0	0	0	0	0	0	0	0	0	0	0	1	0	0	1/2	63.00	.357
23.08.2025	Deutsche Baseball Liga Play-offs 2025	Guggenberger Legionäre	6	RF	3	0	0	0	0	0	0	1	0	0	0	0	0	0	0	0	0	0	0/0	58.50	.273
17.08.2025	Deutsche Baseball Liga Play-offs 2025	Guggenberger Legionäre	6	RF	5	1	2	0	0	0	0	0	1	1	0	0	0	0	0	0	0	0	1/1	63.25	.375
16.08.2025	Deutsche Baseball Liga Play-offs 2025	Guggenberger Legionäre	6	RF	3	0	1	0	0	0	0	1	0	0	0	0	0	0	0	0	0	0	0/0	60.75	.333
20.07.2025	Deutsche Baseball Liga Nord 2025	Cologne Cardinals	4	DH,P	4	1	1	0	0	0	0	1	1	0	0	0	0	0	0	0	0	0	0/1	61.25	.273

Box Scores

Clicking on any Game Date in the Game Logs brings up the Box Scores for the selected game:

Guggenberger Legionäre 1 End 9th 0 Hamburg Stealers

Game 10500402-1 Deutsche Baseball Liga 2025
Sonntag, 24. August 2025 12:07:00

	1	2	3	4	5	6	7	8	9	R	H	E
REG	0	0	0	0	0	0	0	1	0	1	7	0
HHS	0	0	0	0	0	0	0	0	0	0	8	1

WIN
Antoine Ni (1-0)
3.0 IP, 4 H, 0 ER, 1 K, 1 BB

LOSS
Moulin Qu (1-1)
2.0 IP, 3 H, 0 ER, 1 K, 1 BB

GUGGENBERGER LEGIONÄRE

HITTERS	AB	R	H	RBI	2B	3B	HR	SB	CS	TB	BB	K	LOB	#P	AVG	OBP	OPS
Schmidt Alexander SS	3	0	2	0	1	0	0	1	0	3	0	0	0	14	0.375	0.444	0.882
Ramirez Beaver Devon Bryce CF	2	0	0	0	0	0	0	0	0	2	0	1	22	0.214	0.389	0.746	
McCullough Morgan 2B	4	0	1	0	0	0	0	0	0	1	0	1	3	11	0.500	0.500	1.389
Bäumer Simon DH	3	0	0	0	0	0	0	1	0	0	1	1	3	13	0.357	0.471	0.828
Patrice Daniel 1B	4	0	0	0	0	0	0	0	0	0	0	0	2	20	0.294	0.294	0.706
von Garßen Elias C	4	0	2	0	0	0	0	0	0	2	0	0	0	15	0.267	0.353	0.620
Harms Eric LF	4	0	1	0	0	0	0	0	0	1	0	1	2	12	0.231	0.412	0.643
Tomic Andrija RF	4	0	0	0	0	0	0	0	0	0	0	1	3	20	0.071	0.235	0.307
Sacasa Petzsch Nino Bryan Pascal 3B	3	1	1	0	0	0	0	0	0	1	0	1	1	16	0.231	0.214	0.445
TOTALS	31	1	7	0	1	0	0	2	0	8	3	5	15	288			

BATTING
2B: Schmidt Alexander (1, Andueza Alvarez)
Runners left in scoring position, 2 out: Patrice Daniel, Bäumer Simon
SH: Schmidt Alexander
GIDP: McCullough Morgan, Bäumer Simon
Team LOB: 7
Team RISP: 1-for-7 (McCullough Morgan 1-3, Patrice Daniel 0-1, Ramirez Beaver Devon Bryce 0-1, Bäumer Simon 0-2)

BASERUNNING
SB: Bäumer Simon (1, 2nd base off Andueza Alvarez/Lucena Montero); Schmidt Alexander (1, 2nd base off Andueza Alvarez/Lucena Montero)

Note: All stats are public and can be accessed without an EasyScore account.

Settings

Select “Your Profile” under “Advanced” in the lefthand navigation to change your settings:

☰ EASY SCORE
Logged in as sbsf [Logout](#) [Member's home](#)

Your Settings

Regional setting	German (Switzerland) ▼
Display of names	<input checked="" type="radio"/> Lastname, Firstname
	<input type="radio"/> Firstname Lastname
	<input type="radio"/> LASTNAME Firstname
Display Balls & Strikes?	<input checked="" type="checkbox"/>
Display Hit Location?	<input checked="" type="checkbox"/>
Scoring system	WBSC ▼
Group players by team?	<input type="checkbox"/>
Advanced Metrics?	<input type="checkbox"/>
Account expires on	Donnerstag, 31. Dezember 2026 (280 days remaining)
Registered Email	christian.palatinus@swiss-baseball.ch
User-ID	0b7d69a3-a8a0-40ae-ba7b-f7df1e2fe114

🔒 SAVE

To change your password, go to the Login page and click on the "Don't remember your password?" link on the bottom of the login screen to reset your password.

- **Regional setting:** Set the region which suites you best. This has an effect on date/time outputs.
- **Display of names:** Choose how names are displayed in general.
- **Display Balls & Strikes?** (available only for Pro Accounts): Indicate whether you want to record balls and strikes during a batter's at-bat.
- **Display Hit Location?** (available only for Pro Accounts): Indicate whether you want to indicate the location of hits.
- **Scoring system:** Choose your preferred system of scoring.
- **DEPRECATED: Group players by team:** Will group and sort players by team in dropdowns.
- **Advanced Metrics** (available only for Pro Accounts): With this option activated you get to indicate the precise location of where the ball was hit to, resulting in spray charts to be displayed for each player. And in combination with the option “Display Balls & Strikes”, you get to choose the type, speed and location in the strike zone for each pitch, resulting in detailed information for Live Play-By-Play texts, and heat charts both for batters and pitchers.
- **Expiry date:** Shows when your account will expire.
 Note: Your account is not renewed automatically, so you will have to take appropriate actions if you want to prevent your account from expiring.
 Also, accounts are not deleted, only deactivated, so you can reactivate your account at a later time.

API calls

The complete documentation for all available API calls can be found at <https://postman.easyscore.com/>.

Pricing

Following plans are available for using EasyScore:

EASY SCORE

Logged in as christian.palatinus@swiss-baseball.ch [Logout](#) [Member's home](#)

HOME PRICING DEMO FEATURES LIVE!

Pricing

EasyScore offers different plans for subscription:

	Test account	Basic account Single user	Advanced account Single user	League administrator
Monthly licence fee*	-	USD 4.99	USD 7.99	upon request
License duration	60 days	1 year	1 year	1 year
Game Logs	✓	✓	✓	✓
Box Scores	✓	✓	✓	✓
Limitations	5 Innings per game 4 games maximum	-	-	-
Stats export	✓	-	✓	✓
Record Balls & Strikes	✓	-	✓	✓
Record Hit Location	✓	-	✓	✓
Select scoring system	-	-	✓	✓
AI features	-	-	✓	✓
		PayPal	PayPal	Request quote
		Debit or Credit Card	Debit or Credit Card	
		Powered by PayPal	Powered by PayPal	

*) will be charged for 12 months, with automatical renewal at the end of the period

Upon registering, you can use EasyScore for free for 10 days, but are limited to five innings per game and a total of 4 games.

Support

If you have any questions, please contact us at support@easyscore.com.

To stay updated on technical changes, subscribe to the RSS-feed at www.easyscore.com/news/.

Also, check us out on Facebook at www.facebook.com/EasyScore and follow us on Twitter at www.twitter.com/bbeasyscore.

Video tutorials are available at www.youtube.com/EasyScore42.